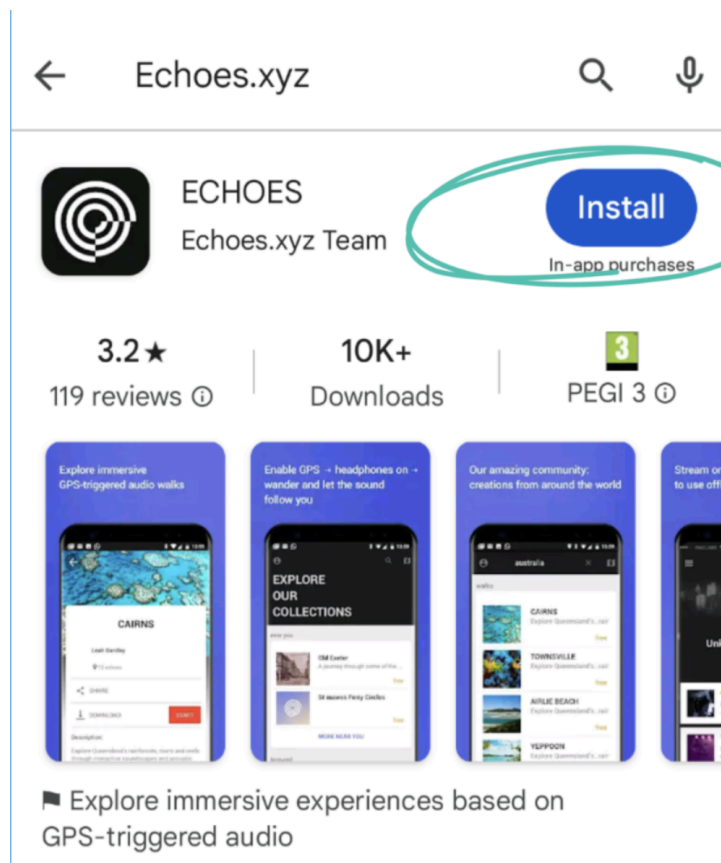


Sound Journey: Guide to installing Echoes App

This guide is based on using Android phones. If you use an iPhone, please be aware there may be slight differences, mainly in appearance.

Step 1:

Go to the Play Store and search for Echoes.xyz (make sure you use this name as there are other apps with similar names). Below is the icon you are looking for. Select Echoes.xyz and click 'install'. You do NOT have to have a membership account to use Echoes.



Step 2:

Click 'Open'



Echoes.xyz



ECHOES

📌 Installed

Open

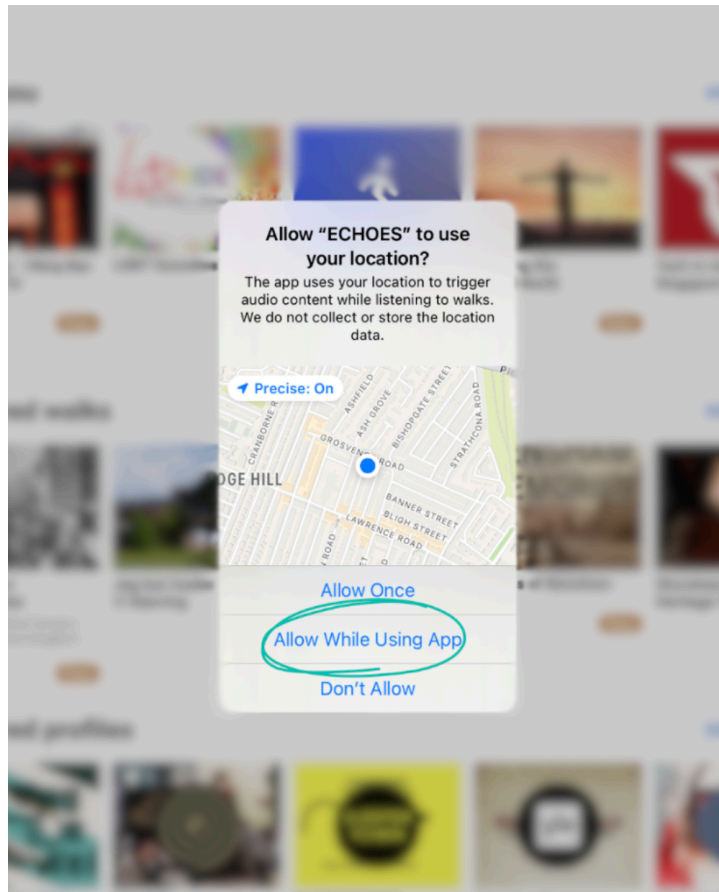
NOTE:

Sometimes the screen 'hangs' and nothing happens. If this happens, close and reopen the app.



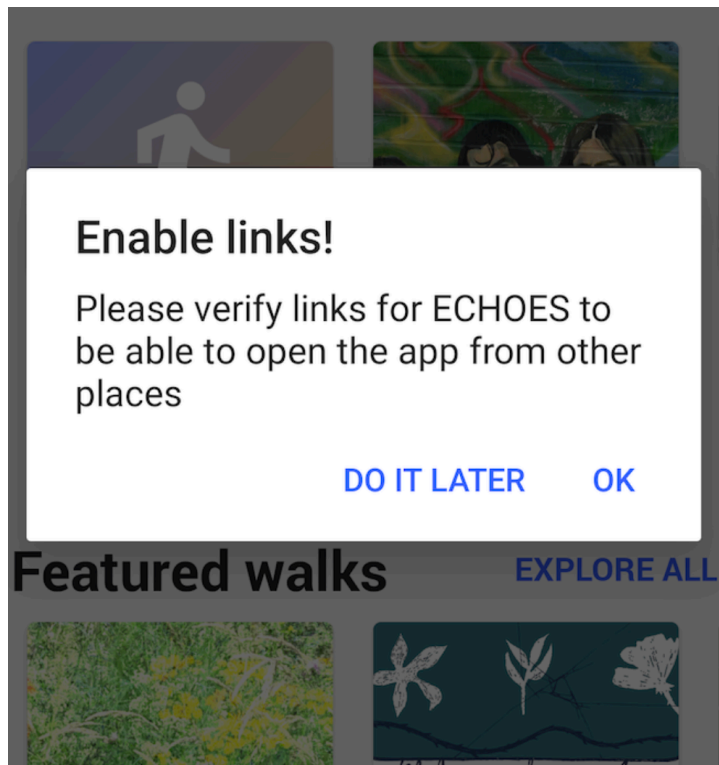
Step 3:

Echoes will ask to use your location. Choose 'while using the app' (it won't work otherwise!)



Step 4:

You may see this screen every time you open echoes. If so, we suggest choosing 'Do It Later'.



STEP 5:

It may ask you to allow notifications, this is your decision.



Allow **Echoes** to send you notifications?

Allow

Don't allow

Sound Journey: Guide to using Echoes App

Use the map to make sure you are in the right location for the walk. The walk is made up of 9 'Echoes' - an 'Echo' is a unique location where sounds are activated by GPS.

STEP 1:

You can start the app (once installed) using this link. Just click on it and Echoes will open the walk for you.

STEP 2:

Once the Walk has opened, Click on 'Stream Walk'. Choose "Basic" audio quality.

Choose audio quality ×

BASIC

PREMIUM 

[Subscribe](#) to get access to "Premium" and "Professional" sound quality

STEP 3:

You will see a warning that you are downloading (streaming) data - make sure your mobile deal allows you to do this.

Start walk in streaming mode?

You may incur data charges over mobile networks. To play the walk offline, please download it first.

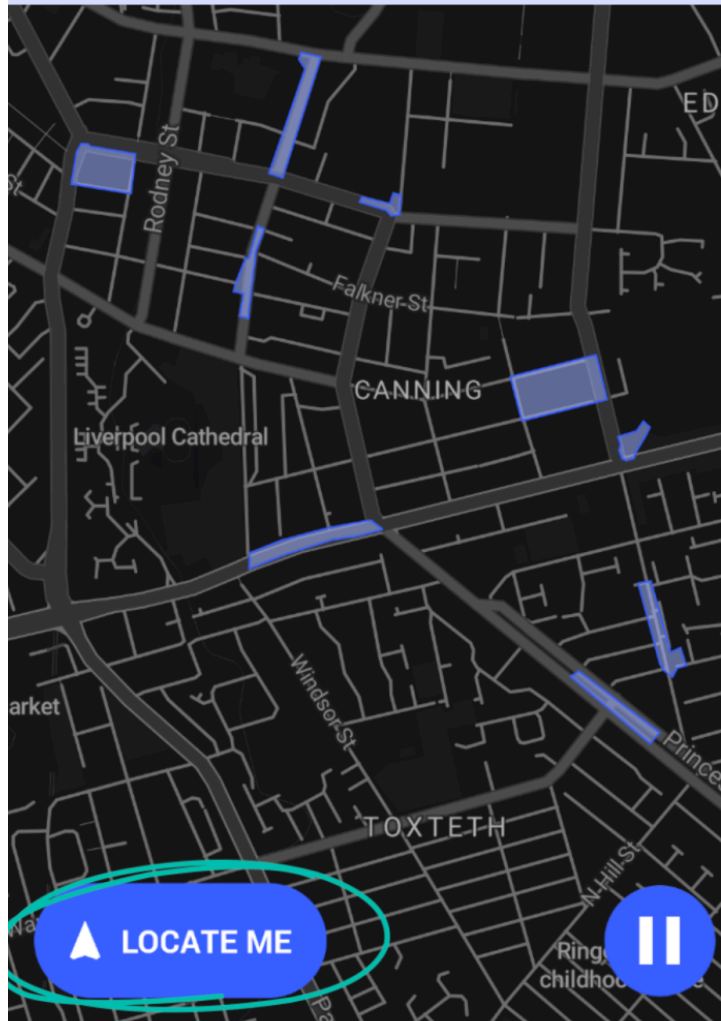
CANCEL

START

STEP 4:

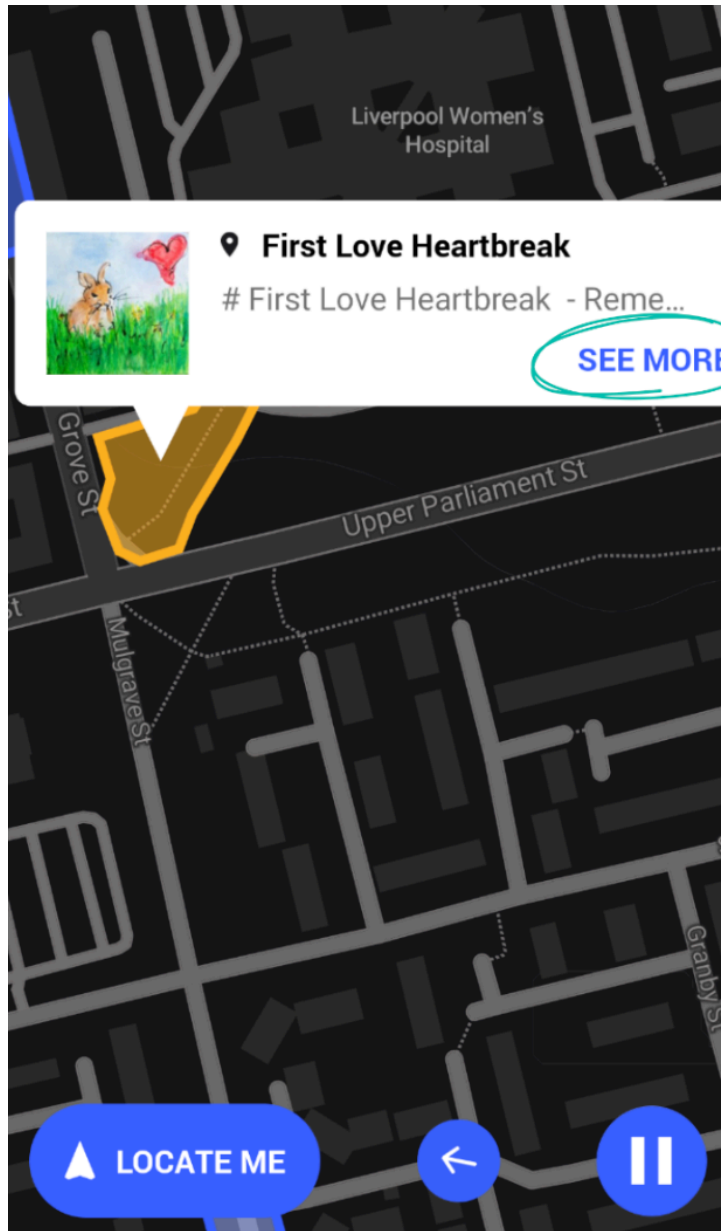
Use the Map view to see where the zones are, and use the 'locate me' button to show where you are. The sound zones are in blue. The app will tell you if you are outside all sound zones.

You are outside all sound zones: keep walking to get more sound.




STEP 5:

Tapping on the blue areas on your map will show you the content of each Echo. Tapping on the words 'see more' in the text box that pops up will show you details of the content.



NOTE:

Tapping on 'see more' will give you information about each installation. Tapping on the icon or the words 'Map view' at the top right of your screen switches between a list of the Echoes and the Map View



Mother Earth



Mother Earth

Inspired by: Mother Under Threat by Levi Tafari

Created by: Collective Encounters Adult Theatre for social change group

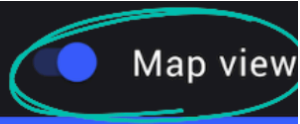


STEP 6:

Tapping on the icon or the words 'Map view' at the top right of your screen switches between a list of the Echoes and the Map View.



Autoplay



Map view

AUTOPLAY IS ON

Autoplay allows automatic triggering of sound. If you would like to play each echo manually, please disable the autoplay.



Voices on the Streets



Mother Earth



Mother Earth

...



First Love Heartbreak



First Love Heartbreak - Re...



What Is Scouse?



What Is Scouse?

...